

# TINTED OIL FOR RESTORATION

## SPECIFICATION



### TINTED OIL FOR RESTORATION OF OILED AND HARDWAX-OILED HARDWOOD FLOORS

#### BENEFITS :

- Easy to apply;
- Allows to increase the durability of the surface;
- Restores small defects and tones scratches;
- Restores the initial lustre and look of the flooring;
- Adds antistatic, soil-repellency and water-proof properties

#### INGREDIENTS :

Natural oil, wax, pigments, desiccants, solvent

Meets the requirements of TY BY 101040134.002-2014 and Complies with Technical Regulation and Application of Sanitary, Veterinary, and Phytosanitary Measures

#### DESCRIPTION AND APPLICATION :

Tinted oil for restoration of oiled and hardwax-oiled floors is developed specifically for restoration of the wear layer of wooden surfaces (hardwood flooring, furniture, stairs, wall panels) finished with any oil-containing finishes (natural oils, hardwax-oil, UV-oil).

The oil creates a thin oil-soaked wear and tear resistant layer on wooden surfaces. Gives a water- and soil-repellent features to the surface.





















Micronized pigments from tinted oils restore the overall tone of the wooden surface while keeping the texture intact.

It is used when the hardwood flooring surface looks too "dry" (rough) or the main finish was worn off due to the heavy loads.

#### PERFORMANCE CHARACTERISTICS :

<b>Packing:</b>	0,75 L
<b>Box pcs:</b>	9 pcs
<b>Consumption:</b>	5 – 10 ml/m <sup>2</sup>
<b>Readiness condition:</b>	Ready to use
<b>Time to dry:</b>	For light loads (walking) – 12 hours in a well ventilated room Time before using floors is not less than 24 hours Maximal protective characteristics are available in a week.
<b>Shelf life:</b>	12 months

#### COLOR PALETTE :

 <b>AQUA WHITE</b> Art: 4260-020042	 <b>BARCELONA</b> Art: 4260-020027	 <b>BATISTE</b> Art: 4260-020018	 <b>VERONA</b> Art: 4260-020053	 <b>RAUCHTOPAZ</b> Art: 4260-020005
 <b>GENEVA</b> Art: 4260-020020	 <b>LONDON</b> Art: 4260-020026	 <b>MARSEILLE</b> Art: 4260-020028	 <b>NAPLES</b> Art: 4260-020052	 <b>SNOWDROP</b> Art: 4260-020093
 <b>GREY CASHMERE</b> Art: 4260-020051	 <b>GREY VELVET</b> Art: 4260-020074	 <b>PAYNE'S GREY</b> Art: 4260-020091	 <b>GREY ASH</b> Art: 4260-020003	 <b>RAW SIENNA</b> Art: 4260-020009
 <b>DAVY'S GREY</b> Art: 4260-020055	 <b>SPINEL GREY</b> Art: 4260-020067	 <b>OLD VENICE</b> Art: 4260-020021	 <b>TITANIUM BUFF</b> Art: 4260-020031	 <b>MISTY FJORDS</b> Art: 4260-020063

# TINTED OIL FOR RESTORATION

## SPECIFICATION

---

### APPLICATION :

Preliminary works: Clean the floor with the hardwood flooring cleaner. It is recommended to provide the following climatic conditions: temperature from +18°C to +25°C, relative air humidity 40 – 60 %. It is necessary to ensure the good air flow during the whole application and drying process.

**Important! Shake well before use. It is recommended to test the tinted oil on a small sample of sanded wood to define the actual color.**

#### Manual application:

Apply the oil to the flooring surface with a resin trowel, a brush with rough bristles or a simple brush. Distribute the tinted oil evenly. After application, rub the oil on the surface with clean cotton rags. Remove the oil excess to avoid heavy stains and beads.

---

### AUTOMATIC APPLICATION :

Apply the oil to the flooring surface with a resin trowel, a brush with rough bristles or a simple brush. Distribute the tinted oil evenly. Remove the oil excess to avoid heavy stains and beads. After the application, rub the oil using a single-disk white pad buffing machine.

Note: Hard-to-reach places, unavailable for mechanical application (angles, joints), can be treated with cotton rags or thin brush.

---

### FLOORING CARE :

We recommend to use the cleaner for oiled and hardwax-oiled hardwood floors.

---

### TOOLS CLEANING :

Tools and dry oil remains can easily be cleaned with white spirit.

---

### SHELF LIFE, STORAGE AND TRANSPORT CONDITIONS :

12 months from the manufacture date, if package is intact. Keep tightly closed at temperature +5°C to +25°C. Keep container dry. Avoid direct sunlight and exposure to temperatures below +5°C.

---

### SAFETY REQUIREMENTS :

**FLAMMABLE!** For intended use only. Keep out of reach of children. Wear suitable rubber gloves when using the oil. Avoid contact with mucous membranes. If underventilated, use a respiratory protection. Do not inhale oil fumes. Avoid release to the environment.

---

### DISPOSAL :

Dispose of the preliminary water-soaked rags with oil remains in the tightly closed container.