


RENEWER OIL FOR FLOORS

SPECIFICATION

	<p>RENEWER OIL FOR OILED AND HARDWAX-OILED HARDWOOD FLOORS</p>
	<p>BENEFITS :</p> <ul style="list-style-type: none"> • Easy to use; • Allows to increase durability of the surface; • Restores the initial look of the flooring surface; • Adds antistatic, soil and water resistant properties
	<p>INGREDIENTS :</p> <p>Natural oil, wax, desiccants, solvent</p>
<p>Meets the requirements of TY BY 101040134.002-2014 and Complies with Technical Regulation and Application of Sanitary, Veterinary, and Phytosanitary Measures</p>	

DESCRIPTION AND APPLICATION :

Renewer oil for oiled and hardwax-oiled hardwood floors is a composition of natural oils with the addition of wax.

It is developed specifically for periodic renovation of hardwood flooring, furniture, stairs, wall panels finished with any oil-containing finishes (natural oils, hardwax-oil, UV-oil) and restoration of protective properties.

The oil creates a thin oil-soaked wear and tear resistant film on wooden surfaces. It gives a water- and soil-resistant features to the surface.


The renewer oil is used when the hardwood flooring surface looks too "dry" (rough) or a main finish was worn off due to the heavy loads.

Periods of renovation depend on type of the facility and its' loads:

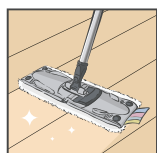
Room type	Finish type	
	UV-Oil	Hardwax-oil
Living rooms	Once in 3-5 years	Once in 1-2 years
Public places	Low and average loads	Once in 1-2 months
	Heavy loads	Once in 2 – 3 weeks

APPLICATION :

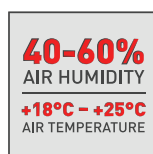
PREPARATIONS :



1. Clean the floor from dust and litter using a vacuum-cleaner.



2. Clean the floor with the hardwood flooring cleaner. Avoid overwatering, after the cleaning the flooring has to be dry in 2-3 minutes.



3. It is recommended to provide the following climatic conditions: temperature +18°C to +25° C, relative air humidity 40 – 60 %. It is necessary to ensure a good air flow during the whole application and drying process.

Important! Shake the contents well before use. The product is ready to use and does not require dilution.

RENEWER OIL FOR FLOORS

SPECIFICATION

MANUAL APPLICATION :



1. Apply the oil to a renovated flooring surface with a resin trowel, a brush with rough bristles or a simple brush. Distribute evenly.



2. When applied, rub the oil with clean, non-colored rags, remove the oil excess to avoid heavy stains and beads.



3. Remove excess oil with a cotton cloth (to prevent the occurrence of grease stains and expansion formation).

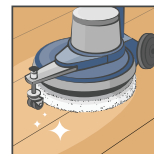
MACHINE APPLICATION :



1. Apply the oil to a renovated flooring surface with a resin trowel, a brush with rough bristles or a simple brush. Distribute evenly.



2. Remove excess oil with a cotton cloth (to prevent the occurrence of grease stains and expansion formation).



3. After the application, rub the oil using a single-disk white pad buffing machine.

Note: Hard to reach places (corners, seams, joints) must be treated with cotton cloth or a brush.

DRYING TIME :

For light loads (walking) – 12 hours,
Time before using floors is not less than 24 hours.
Maximal protective characteristics are available in a week.

TOOLS CLEANING :

Tools and dry oil remains can easily be cleaned with white spirit.

SHELF LIFE, STORAGE AND TRANSPORTATION CONDITIONS :

12 months from the manufacture date, if package is intact. Keep tightly closed at temperature +5°C to +25°C. Keep container dry. Avoid direct sunlight and exposure to temperatures below +5°C.

SAFETY REQUIREMENTS :

FLAMMABLE! For intended use only. Keep out of reach of children. Wear suitable rubber gloves when using the oil. Avoid contact with mucous membranes. If underventilated, use a respiratory protection. Do not inhale oil fumes. Avoid release to the environment. To avoid the risk of spontaneous combustion, oil-soaked rags should be stored in tightly closed metal containers or under a layer of water.

DISPOSAL :

Dispose of the preliminary water-soaked rags with wax remains in a tightly closed container.