


PAINT COSWICK P71 SPORT MARKING

TECHNICAL INFORMATION

	WATER-BASED POLYURETHANE ACRYLIC SPORTS LINE MARKING PAINT COSWICK P71 SPORT MARKING
	BENEFITS : <ul style="list-style-type: none"> • High wear resistance; • Odourless; • Water-based, does not contain organic solvents; • Fire- and explosion- proof
	INGREDIENTS : PU acrylic dispersion, , water, functional additives, pigments

Meets the requirements of TY BY 101040134.004-2015 and Complies with Technical Regulation and Application of Sanitary, Veterinary, and Phytosanitary Measures

DESCRIPTION AND APPLICATION :





Water-based polyurethane acrylic sports line marking Paint Coswick P71 Sport Marking is a water-based dispersion of acrylic and urethane polymers with pigments and useful additives.

Water-based polyurethane acrylic sports line marking paint Coswick P71 SPORT MARKING is used to draw lines, marks, zones on sports unfinished hardwood floors. To be used indoors.

PERFORMANCE CHARACTERISTICS :

Reference:	100 – 160 g/m ²
Time to dry:	Readiness to apply a new layer – 1 – 2 hours
Shelf life:	12 months

COLOR PALETTE :

			
RAL 9000 White 1,0 kg Art: 4930-060001 3,0 kg Art: 4940-060001	RAL 3000 Red 1,0 kg Art: 4930-060003 3,0 kg Art: 4940-060003	RAL 5010 Blue 1,0 kg Art: 4930-060004 3,0 kg Art: 4940-060004	RAL 9005 Black 1,0 kg Art: 4930-060002 3,0 kg Art: 4940-060002

APPLICATION :

Preliminary works:

1. Clean the surface from dust and impurities. Degrease the surface. Sand the surface with an abrasive material with grit of 150 – 180. Remove the dust.
2. To achieve even surface and improve adhesion it is recommended to use the water-based acrylic hardwood flooring primer Coswick F01 PRIME.
3. Once the primer is dry, sand the surface with an abrasive with grit of 150 – 180. Remove the dust.
4. It is recommended to provide the following climatic conditions: temperature from + 18 °C to + 25 °C, relative air humidity 40 – 60 %. High temperature and low humidity cut the paint drying time, while the low temperature with the high humidity increases it. The lowest paint application temperature is +15 °C.

Important! High temperature and low humidity cut the paint drying time, while the low temperature with the high humidity increases it. The lowest paint application temperature is +15 °C.

Application:

Important! Stir the paint before using. If necessary, dilute the paint with water.

1. Apply with an applicator roll. Distribute evenly, avoid paint runs. Sand the intermediate layers of varnish.
2. Zones and lines shall be painted following the adhesive tape pattern on the floor. Once completed, remove the adhesive tape.
3. Apply the finish Coswick F31 HIGH TRAFFIC & SPORT on the surface. Distribute evenly, avoid lacquer runs. Grind the layers.



PAINT COSWICK P71 SPORT MARKING

COSWICK COATINGS & ADHESIVES

TECHNICAL INFORMATION

RECOMMENDED SPORTS SYSTEM:

1 layer of the water-based acrylic primer for hardwood floors Coswick F01 PRIME;

1 layer of the paint Coswick P71 SPORT MARKING;

1 – 2 layers of the lacquer Coswick F31 HIGH TRAFFIC & SPORT.

TOOLS CLEANING :

Tools are easily cleaned with water. Remains of dry materials can be removed with acetone.

SHELF LIFE, STORAGE AND TRANSPORTATION CONDITIONS :

Shelf life - 12 months. Keep tightly closed at temperature +5 °C to +25 °C. Keep container dry. Avoid direct sunlight and exposure to temperatures below +5 °C. Protect from frost.

SAFETY REQUIREMENTS :

For intended use only. Avoid contact with skin and mucous membranes. Keep out of reach of children.

DISPOSAL :

This material and its container must be disposed of in accordance with the requirements of legislation on environmental protection and materials

