


# CLEANER CONCENTRATE FOR OILED AND HARDWAX-OILED HARDWOOD FLOORS

## SPECIFICATION

	<p><b>CLEANER CONCENTRATE FOR OILED AND HARDWAX-OILED HARDWOOD FLOORS</b></p>
	<p><b>BENEFITS:</b></p> <ul style="list-style-type: none"> <li>• Does not stains;</li> <li>• Creates a thin protective layer with anti-slip effect;</li> <li>• Gentle and efficient cleaning;</li> <li>• Economy use;</li> <li>• Contains only eco-friendly components;</li> <li>• Does not contain solvents;</li> <li>• Tested and approved by the hardwood flooring manufacturer</li> </ul>
	<p><b>INGREDIENTS :</b></p> <p>Water, surfactants, flavors and functional additives</p>

**Meets the requirements of TY BY 101040134.003-2014 and Complies with Technical Regulation and Application of Sanitary, Veterinary, and Phytosanitary Measures**

### DESCRIPTION AND APPLICATION :

Cleaner concentrate for oiled and hardwax-oiled hardwood floors is an eco-safe composition of water-based washing agents with light flowery scent. Cleaner concentrate comes in 1l. Plastic bottles and should be diluted before use in 1:50 ratio (i.e. 10 ml for 0,5 l of water). For the ease of use diluted concentrate should be put into a spray bottle.

Diluted concentrate should be used for everyday care or hardwood and laminate flooring, wall panels and furniture finished with soft protective finishes such as UV-oil, Hardwax or oil. It may be used to clean linoleum, vinyl, ceramic and PVC surfaces. Easy to use while cleaning, gentle to protective-decorative coatings.

### TYPES OF REMOVABLE IMPURITIES :

#### Food stains:

- fat and oil stains;
- stains from fruits and fruit juice, milk, coffee, tea, non-alcoholic beverages and others.

#### Household impurities:


- shoe stains;
- lipstick, ink ribbon and other stains.

### MANUAL APPLICATION :

**Important! Before use, dilute the cleaner concentrate in 1:50 ratio (i.e. 10 ml for 0.5 L of water).**

#### Flooring care

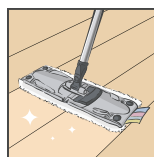
(hardwood flooring, flooring plank, ceramic tiles, linoleum, vinyl, PVC-coatings)



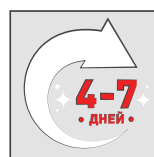
1. Clean the floor from dust, sand and litter with vacuum-cleaner.



2. Moisten the mop and surface with the cleaner concentrate.



3. Move the mop towards yourself and wipe the floor thoroughly along the planks. Avoid overwatering. Floor should be dry in 2-3 minutes after cleaning.



4. Regular cleaning every 4 to 7 days is recommended depending on degree of surface contamination.

#### Various surfaces care

(wall panels, furniture, porcelain stoneware, stone)



1. Spray the cleaner concentrate on a lint-free tissue.



2. Move the tissue towards yourself and wipe the surface thoroughly. Avoid overwatering. Surface should be dry in 2-3 minutes after cleaning.



3. Regular cleaning every 4 to 7 days is recommended depending on degree of surface contamination.

**Important!** In case hard-to-remove stains remain (marker, tape, felt-tip pens, ball-point pen, cream and cream for shoes, nail polish etc.) - use heavy duty cleaner Coswick.

# CLEANER CONCENTRATE FOR OILED AND HARDWAX-OILED HARDWOOD FLOORS

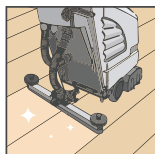
## SPECIFICATION

### AUTOMATIC APPLICATION :

**Important!** Dilute the cleaner concentrate in 1:50 ratio (e.g. 10 ml for 0.5 l of water) before use.



1. Fill the tank of an automatic cleaning machine with the necessary amount of cleaner.



2. Clean the surface. It is recommended to repeat the procedure if the dirt is too intense.

### SHELF LIFE, STORAGE AND TRANSPORT CONDITIONS :

24 months. Store in a cool, dry place with a tightly closed lid. Storage and transportation temperature +5 °C to +25 °C. Protect from frost.

### SAFETY REQUIREMENTS :

For intended use only. Avoid contact with mucous membranes. Keep out of reach of children.

### DISPOSAL :

This material and its container must be disposed of in accordance with the requirements of legislation on environmental protection and materials disposal.